

# Some super spelling strategies!

Check out this guide for tips and tricks for helping your child to learn spellings in a fun, effective and purposeful way!

Spelling is  
~~difficult~~  
~~challenging~~  
hard.

Lots of children learn to spell in different ways which is why teaching how to spell accurately requires a range of approaches. Learning a variety of spelling strategies also helps children when applying spelling in their everyday writing because they will see the word in different contexts.

Spelling can be difficult and challenging! We want all children to acquire a 'have a go' attitude towards words which may seem difficult.

# How can I make learning spellings more fun?



Look, Say, Cover, Write, Check

- ✓ **Look** at the word
- ✓ **Say** it out loud
- ✓ **Cover** the word
- ✓ Visualise then **write** the word from memory
- ✓ **Check** for accuracy

## Matching pairs

Find matching pairs of words with a spelling pattern in eg. train/rain, house/mouse.

## Rainbow words

Break the word down into syllables and write each part in a different colour eg. **im** / **poss** / **i** / **ble**



## Bubble writing

Write the word in bubble writing and write the word again inside it.

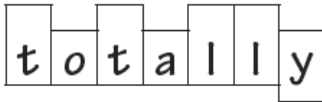


## Spot the word

Look to see if you can spot a smaller word inside the spelling word eg. where, friend, vegetable.

## Word shape

Draw around the shape of the word and try to remember the shape.



## Doodle words

Draw pictures around the word so that the word definition is learned as well as the spelling.




## Speed write

Choose one of the words from the spelling list. How many times can it be written accurately in one minute?

## Word pyramids

Begin with the first letter and for each step of the pyramid, increase in length by the next letter.



## Word painting

Draw the word in chalk and trace it with a wet paintbrush or finger.




## Trace, copy and replicate

Write the word then trace it with your finger or pencil, saying the word. Cover it and write underneath, saying the word again.



## Hangman

Take turns to practise spelling words with a friend or someone at home.



## Mnemonic

Write a mnemonic to remember the spelling.: the first letter of each word in the sentence spells the word eg. **because**: **big** elephants **can't** **a**lways **u**se **s**mall **e**xits.

# How can I make learning spellings more fun?

## Rhymes and rememberings

Use rhymes and pictures with difficult words to aid retention:

- You **hear** with your **ear**
- The word **separate** has 'a rat' in it
- The word **here** is also in its opposite, **there**
- **Villain** – someone who could live in a **villa**
- **Environment** – don't forget my mate **Ron!**



## Musical words

Make up a little rhyme, rap or song to remember words or rules for spellings

eg. Mrs **D**, Mrs **I**, Mrs **F**, **F**, **I**, Mrs **C**, Mrs **U**, Mrs **L**, **T**, **Y** – **difficulty**.

## Backwards words

Write out the spelling word forwards and then backwards eg. **communicate** / **etacinummoc**



## Internet games

Search online for word games to practise spellings eg

## Alphabetical words

Write out the spelling words from the list in alphabetical order using super neat handwriting!

## Tell a story

Write a story using spellings on the list – write in *fancy* lettering the spelling words or underline.

## Upper and lower

Write out the spellings all in **lower case** letters then write them again all in **UPPER CASE** letters.

## Connect the dots

Write the spelling words using dots then connect the dots by tracing over them with a coloured pencil.




## Silly sentences

Write silly sentences with a spelling word in each sentence. Underline the spelling word.

## Spelling flowers


Draw a flower then write one letter from the spelling word in each petal. The whole word gets written in the centre of the flower!



y a c h t  
yacht

## Spelling jumps

Jump up and down on a trampoline or skip whilst shouting out the letters to spell a word correctly.



## Across and down

Write each word across and down eg. when

when  
when  
when  
when

## Air Write

Write words in the air and ask someone to read the words from the pattern in the air – have a go at drawing and reading the word!



## Spelling tennis

One person starts with the first letter of the word; the other than says the next letter. The last person to add a letter wins!